



09<sup>th</sup> January, 2015

To,  
Department of Corporate Relations,  
BSE Limited,  
Phirozee Jeejeeboy Towers,  
Dalal Street, Fort, Mumbai- 400001.

Dear Sir,


Sub: Submission of Shareholding pattern for the quarter ended 31<sup>st</sup> December, 2014.  
Ref: Clause 35 of the Listing Agreement.


We refer to the above mentioned subject, we herewith submit you the shareholding pattern as per Clause 35 of the Listing Agreement for the quarter ended 31<sup>st</sup> December, 2014.

This is for the information of the Exchange, Please.

Thanking You,

Yours faithfully,  
For Palred Technologies Limited

  
Haritha Varanasi  
Company Secretary

A circular purple stamp with the text "PALRED TECHNOLOGIES LIMITED" around the perimeter and "HYD." in the center. There is a small star symbol at the bottom of the stamp.


(1)(a) STATEMENT SHOWING SHAREHOLDING PATTERN IN CLAUSE-35			
NAME OF THE COMPANY: PALRED TECHNOLOGIES LIMITED			
SCRIP CODE:	532521	Name of the Scrip: PALRED	
Class of Security:	EQUITY		
QUARTER ENDED:	31/12/2014		
Partly paid-up shares	No. of partly paid-up shares	As a % of total no. of partly paid-up shares	As a % of total no. of shares of the Company.
Held by promoter/promoter group	0	0	0
Held by Public	0	0	0
<b>Total:</b>	<b>0</b>	<b>0</b>	<b>0</b>
Outstanding convertible securities:	No. of outstanding securities	As a % of total no. of outstanding convertible securities.	As a % of total no. of shares of the Company assuming full conversion of the convertible securities
Held by promoter/promoter group	0	0	0
Held by Public	0	0	0
<b>Total:</b>	<b>0</b>	<b>0</b>	<b>0</b>
Warrants:	No. of warrants	As a % of total no. of warrants	As a % of total no. of shares of the Company, assuming full conversion of warrants
Held by promoter/promoter group	0	0	0
Held by Public	0	0	0
<b>Total:</b>	<b>0</b>	<b>0</b>	<b>0</b>
Total paid-up capital of the Company, assuming full conversion of warrants and convertible securities	39036970	0	100.00

For Paired Technologies Limited

  
Company Secretary

CATEGORY CODE	CATEGORY OF SHAREHOLDER	NO OF SHAREHOLDERS	TOTAL NUMBER OF SHARES	NO OF SHARES HELD IN DEMATERIALIZED FORM	TOTAL SHAREHOLDING AS A % OF TOTAL NO OF SHARES		SHARES PLEDGE OR OTHERWISE ENCUMBERED	
					AS a PERCENTAGE of (A+B)	As a PERCENTAGE of (A+B+C)	NUMBER OF SHARES (VIII)	AS a PERCENTAGE (IX)=(VIII)/(IV)*100
(I)	(II)	(III)	(IV)	(V)	(VI)	(VII)	(VIII)	(IX)=(VIII)/(IV)*100
(A)	PROMOTER AND PROMOTER GROUP							
(1)	INDIAN							
(a)	Individual /HUF	4	17901508	17901508	45.86	45.86	0	0.00
(b)	Central Government/State Government(s)	0	0	0	0.00	0.00	0	0.00
(c)	Bodies Corporate	0	0	0	0.00	0.00	0	0.00
(d)	Financial Institutions / Banks	0	0	0	0.00	0.00	0	0.00
(e)	Others	3	415796	415796	1.07	1.07	0	0.00
	Sub-Total A(1) :	7	18317304	18317304	46.92	46.92	0	0.00
(2)	FOREIGN							
(a)	Individuals (NRIs/Foreign Individuals)	0	0	0	0.00	0.00	0	0.00
(b)	Bodies Corporate	0	0	0	0.00	0.00	0	0.00
(c)	Institutions	0	0	0	0.00	0.00	0	0.00
(d)	Qualified Foreign Investor	0	0	0	0.00	0.00	0	0.00
(e)	Others	0	0	0	0.00	0.00	0	0.00
	Sub-Total A(2) :	0	0	0	0.00	0.00	0	0.00
	Total A=A(1)+A(2)	7	18317304	18317304	46.92	46.92	0	0.00
(B)	PUBLIC SHAREHOLDING							
(1)	INSTITUTIONS							
(a)	Mutual Funds /UTI	0	0	0	0.00	0.00		
(b)	Financial Institutions /Banks	1	300	300	0.00	0.00		
(c)	Central Government / State Government(s)	0	0	0	0.00	0.00		
(d)	Venture Capital Funds	0	0	0	0.00	0.00		
(e)	Insurance Companies	0	0	0	0.00	0.00		
(f)	Foreign Institutional Investors	2	686022	686022	1.76	1.76		
(g)	Foreign Venture Capital Investors	0	0	0	0.00	0.00		
(h)	Qualified Foreign Investor	0	0	0	0.00	0.00		
(i)	Others	0	0	0	0.00	0.00		
	Sub-Total B(1) :	3	686322	686322	1.76	1.76		
(2)	NON-INSTITUTIONS							
(a)	Bodies Corporate	351	2171730	2171730	5.56	5.56		
(b)	Individuals							
	(i) Individuals holding nominal share capital upto Rs.1 lakh	17478	8873559	8845819	22.73	22.73		
	(ii) Individuals holding nominal share capital in excess of Rs.1 lakh	75	6400310	6400310	16.40	16.40		
(c)	Others							
	FOREIGN NATIONALS	6	1110032	1092768	2.84	2.84		
	FOREIGN BODIES	1	1084742	1084742	2.78	2.78		
	NON RESIDENT INDIANS	89	376758	376758	0.97	0.97		
	CLEARING MEMBERS	27	16213	16213	0.04	0.04		
(d)	Qualified Foreign Investor	0	0	0	0.00	0.00		
	Sub-Total B(2) :	18027	20033344	19988340	51.32	51.32		
	Total B=B(1)+B(2) :	18030	20719666	20674662	53.08	53.08		
	Total (A+B) :	18037	39036970	38991966	100.00	100.00		
(C)	Shares held by custodians, against which Depository Receipts have been issued							
(1)	Promoter and Promoter Group							
(2)	Public	0	0	0	0.00	0.00		
	GRAND TOTAL (A+B+C) :	18037	39036970	38991966	100.00	0.00	0	0.00

For Paired Technologies Limited

  
Company Secretary

U(b) Statement showing holding of securities (including shares, warrants, convertible securities) of persons belonging to the category "Promoter and Promoter Group"											
Sr.No	Name of the Shareholder	Details of Shares held			Encumbered shares (*)		Details of Warrants		Details of convertible securities		Total Shares (including underlying shares assuming full conversion of warrants and convertible securities) as a % of diluted share capital
		No. of Shares held (iii)	As a % of grand total (A)+(B)+(C) (iv)	Pledge Shares (v)	As a percentage (vi)-(v)/(iii)*100 (vi)	AS a % of grand total (A) + (B) + (C) of sub-clause (i)(a) (vii)	Number of warrants held (viii)	As a % total number of warrants of the same class (ix)	Number of convertible securities held (x)	As a % total number of convertible securities of the same class (xi)	
(i)	(ii)	(iii)	(iv)	(v)	(vi)	(vii)	(viii)	(ix)	(x)	(xi)	(xii)
1	SANHITA REDDY	5000000	12.81	0	0.00	0.00	0	0.00	0	0.00	12.81
2	STUTHI REDDY	5000000	12.81	0	0.00	0.00	0	0.00	0	0.00	12.81
3	PALEM SRIKANTH REDDY	2901508	7.43	0	0.00	0.00	0	0.00	0	0.00	7.43
4	SUPRIYA REDDY PALEM	5000000	12.81	0	0.00	0.00	0	0.00	0	0.00	12.81
5	SOLJANYA REDDY PARVATHA	233095	0.60	0	0.00	0.00	0	0.00	0	0.00	0.60
6	P SOLJANYA REDDY	179701	0.46	0	0.00	0.00	0	0.00	0	0.00	0.46
7	DAKSHAYANI REDDY	3000	0.01	0	0.00	0.00	0	0.00	0	0.00	0.01
	TOTAL :	18317304	46.92	0	0.00	0.00	0	0.00	0	0.00	46.92

For Paired Technologies Limited

  
Company Secretary

(f)(c)(i) Statement showing holding of securities (including shares, warrants, convertible securities) of persons belonging to the category "Public" and holding more than 1% of the total number of shares								
Sr.No.	Name of the shareholder	Number of shares held	Shares as a percentage of total number of shares (i.e., Grant total (A)+(B)+(C) indicated in Statement at para (f)(a) above)	Details of warrants		Details of convertible securities		Total shares (including underlying shares assuming full conversion of warrants and convertible securities) as a % of diluted share capital)
				Number of warrants held	As a % total number of warrants of the same class	Number of convertible securities held	% w.r.t total number of convertibles of the same class	
1	ASHISH DHAWAN	1113468	2.85	0	0.00	0	0.00	2.85
2	SIX RIVERS GROUP LIMITED	1084742	2.78	0	0.00	0	0.00	2.78
3	AMOL SHARAD CHAUHAN	745000	1.91	0	0.00	0	0.00	1.91
4	PARLE BISCUITS PRIVATE LIMITED	700000	1.79	0	0.00	0	0.00	1.79
5	PASSAGE TO INDIA MASTER FUND LIMITED	588000	1.51	0	0.00	0	0.00	1.51
6	KEEN WHYEE LEE	531252	1.36	0	0.00	0	0.00	1.36
7	PRAKASH TRYAMBAK JOSHI	510000	1.31	0	0.00	0	0.00	1.31
8	KUNDA PRAKASH JOSHI	500000	1.28	0	0.00	0	0.00	1.28
<b>TOTAL :</b>		<b>5772462</b>	<b>14.79</b>	<b>0</b>	<b>0.00</b>	<b>0</b>	<b>0.00</b>	<b>14.79</b>

For Paired Technologies Limited

  
Company Secretary



(i)(c)(ii) Statement showing holding of securities (including shares, warrants, convertible securities) of persons (together with PAC) belonging to the category "Public" and holding more than 5% of the total number of shares of the company								
Sr.No.	Name(s) of the shareholder(s) and the Persons Acting in Concert (PAC) with	Number of shares held	Shares as a percentage of total number of shares (i.e., Grant total (A)+(B)+(C) indicated in Statement at para (i)(a) above)	Details of warrants		Details of convertible securities		Total shares (including underlying shares assuming full conversion of warrants and convertible securities) as a % of diluted share capital)
				Number of warrants held	As a % total number of warrants of the same class	Number of convertible securities held	% w.r.t total number of convertible securities of the same class	
	NIL	NIL	NIL	NIL	NIL	NIL	NIL	NIL
<b>TOTAL :</b>		0	0.00	0	0.00	0	0.00	0.00

For Palred Technologies Limited

  
Company Secretary

(l)(d) STATEMENT SHOWING DETAILS OF LOCKED-IN SHARES"				
Sr.No.	Name of the shareholder	Number of locked-in shares	Locked-in shares as a (%) percentage of total number of shares (i.e, Grand Total (A)+(B)+(C) Indicated in Statement at para (l)(a) above)	Promoter/Promoter Group/Public
TOTAL :		0	0	

For Paired Technologies Limited

  
Company Secretary

(II)(a) STATEMENT SHOWING DETAILS OF DEPOSITORY RECEIPTS (DRS)				
Sr.No.	Type of outstanding DR (ADRs,GDRs,SDRs,etc.)	Number of outstanding DRs	Number of shares underlying outstanding DRs	Shares underlying outstanding DRs as a percentage of total number of shares {i.e., Grand Total (A)+(B)+(C) indicated in Statement at Para(I)(a) above}
	TOTAL :	0	0	0

For Paired Technologies Limited

  
Company Secretary



(II)(b) Statement showing Holding of Depository Receipts (DRs), where underlying shares held by "Promoter/Promoter group" are in excess of 1% of the total number shares.				
Sr.No.	Name of the DR Holder	Type of outstanding DR (ADRs,GDRs,SDRs, etc.)	Number of shares underlying outstanding DRs	Shares underlying outstanding DRs as a percentage of total number of shares (i.e., Grand Total (A)+(B)+(C) indicated in Statement at para(I)(a) above)
TOTAL :			0	0

For Palred Technologies Limited

  
Company Secretary