



(1)(a) STATEMENT SHOWING SHAREHOLDING PATTERN IN CLAUSE-35

NAME OF THE COMPANY: PALRED TECHNOLOGIES LIMITED (Formerly Known as Four Soft Limited)			
SCRIP CODE:	532521	Name of the Scrip: PALRED	
Class of Security:			
<b>SHAREHOLDING PATTERN PRE REDUCTION OF CAPITAL</b>			
Partly paid-up shares	No. of partly paid-up shares	As a % of total no. of partly paid-up shares	As a % of total no. of shares of the Company.
Held by promoter/promoter group	0	0	0
Held by Public	0	0	0
<b>Total:</b>	<b>0</b>	<b>0</b>	<b>0</b>
Outstanding convertible securities:	No. of outstanding securities	As a % of total no. of outstanding convertible securities.	As a % of total no. of shares of the Company assuming full conversion of the convertible securities
Held by promoter/promoter group	0	0	0
Held by Public	0	0	0
<b>Total:</b>	<b>0</b>	<b>0</b>	<b>0</b>
Warrants:	No. of warrants	As a % of total no. of warrants	As a % of total no. of shares of the Company, assuming full conversion of warrants
Held by promoter/promoter group	0	0	0
Held by Public	0	0	0
<b>Total:</b>	<b>0</b>	<b>0</b>	<b>0</b>
<b>Total paid-up capital of the Company, assuming full conversion of warrants and convertible securities</b>	<b>39036970</b>	<b>0</b>	<b>100.00</b>






CATEGORY CODE	CATEGORY OF SHAREHOLDER	NO OF SHAREHOLDERS	TOTAL NUMBER OF SHARES	NO OF SHARES HELD IN DEMATERIALIZED FORM	TOTAL SHAREHOLDING AS A % OF TOTAL NO OF SHARES		SHARES PLEDGE OR OTHERWISE ENCUMBERED	
					AS a PERCENTAGE of (A+B)	As a PERCENTAGE of (A+B+C)	NUMBER OF SHARES	AS a PERCENTAGE (IX)=(VIII)/(IV)*100
(I)	(II)	(III)	(IV)	(V)	(VI)	(VII)	(VIII)	(IX)
<b>(A)</b>	<b>PROMOTER AND PROMOTER GROUP</b>							
(1)	INDIAN							
(a)	Individual /HUF	3	17901508	17901508	45.86	45.86	0	0.00
(b)	Central Government/State Government(s)	0	0	0	0.00	0.00	0	0.00
(c)	Bodies Corporate	0	0	0	0.00	0.00	0	0.00
(d)	Financial Institutions / Banks	0	0	0	0.00	0.00	0	0.00
(e)	Others	3	415796	415796	1.07	1.07	0	0.00
	<b>Sub-Total A(1) :</b>	<b>6</b>	<b>18317304</b>	<b>18317304</b>	<b>46.92</b>	<b>46.92</b>	<b>0</b>	<b>0.00</b>
(2)	FOREIGN							
(a)	Individuals (NRIs/Foreign Individuals)	0	0	0	0.00	0.00	0	0.00
(b)	Bodies Corporate	0	0	0	0.00	0.00	0	0.00
(c)	Institutions	0	0	0	0.00	0.00	0	0.00
(d)	Qualified Foreign Investor	0	0	0	0.00	0.00	0	0.00
(e)	Others	0	0	0	0.00	0.00	0	0.00
	<b>Sub-Total A(2) :</b>	<b>0</b>	<b>0</b>	<b>0</b>	<b>0.00</b>	<b>0.00</b>	<b>0</b>	<b>0.00</b>
	<b>Total A=A(1)+A(2)</b>	<b>6</b>	<b>18317304</b>	<b>18317304</b>	<b>46.92</b>	<b>46.92</b>	<b>0</b>	<b>0.00</b>
<b>(B)</b>	<b>PUBLIC SHAREHOLDING</b>							
(1)	INSTITUTIONS							
(a)	Mutual Funds /UTI	0	0	0	0.00	0.00	0	0.00
(b)	Financial Institutions /Banks	1	300	300	0.00	0.00	0	0.00
(c)	Central Government / State Government(s)	0	0	0	0.00	0.00	0	0.00
(d)	Venture Capital Funds	0	0	0	0.00	0.00	0	0.00
(e)	Insurance Companies	0	0	0	0.00	0.00	0	0.00
(f)	Foreign Institutional Investors	2	663022	663022	1.70	1.70	0	0.00
(g)	Foreign Venture Capital Investors	0	0	0	0.00	0.00	0	0.00
(h)	Qualified Foreign Investor	0	0	0	0.00	0.00	0	0.00
(i)	Others	0	0	0	0.00	0.00	0	0.00
	<b>Sub-Total B(1) :</b>	<b>3</b>	<b>663322</b>	<b>663322</b>	<b>1.70</b>	<b>1.70</b>		
(2)	NON-INSTITUTIONS							
(a)	Bodies Corporate	367	2272588	2272588	5.82	5.82		
(b)	Individuals							
	(i) Individuals holding nominal share capital upto Rs.1 lakh	17382	8593258	8565518	22.01	22.01		
	(ii) Individuals holding nominal share capital in excess of Rs.1 lakh	70	6560753	4813856	16.81	16.81		
(c)	Others	6	1110032	1092768	2.84	2.84		
	FOREIGN NATIONALS	1	1084742	1084742	2.78	2.78		
	FOREIGN BODIES	87	378217	378217	0.97	0.97		
	NON RESIDENT INDIANS	58	56604	56604	0.15	0.15		
	CLEARING MEMBERS	1	150	150	0.00	0.00		
	TRUSTS	0	0	0	0.00	0.00		
(d)	Qualified Foreign Investor	0	0	0	0.00	0.00		
	<b>Sub-Total B(2) :</b>	<b>17972</b>	<b>20056344</b>	<b>18264443</b>	<b>51.38</b>	<b>51.38</b>		
	<b>Total B=B(1)+B(2) :</b>	<b>17975</b>	<b>20719666</b>	<b>18927765</b>	<b>53.08</b>	<b>53.08</b>		
	<b>Total (A+B) :</b>	<b>17981</b>	<b>39036970</b>	<b>37245069</b>	<b>100.00</b>	<b>100.00</b>		
<b>(C)</b>	<b>Shares held by custodians, against which Depository Receipts have been issued</b>							
(1)	Promoter and Promoter Group	0	0	0	0.00	0.00		
(2)	Public							
	<b>GRAND TOTAL (A+B+C) :</b>	<b>17981</b>	<b>39036970</b>	<b>37245069</b>	<b>100.00</b>	<b>0.00</b>	<b>0</b>	<b>0.00</b>



(U)(b) Statement showing holding of securities (including shares, warrants, convertible securities) of persons belonging to the category "Promoter and Promoter Group"											
Sr.No	Name of the Shareholder	Details of Shares held			Encumbered shares (*)		Details of Warrants		Details of convertible securities		Total Shares (including underlying shares assuming full conversion of warrants and convertible securities) as a % of diluted share capital
		No. of Shares held (III)	As a % of grand total (A)+(B)+(C) (IV)	Pledge Shares (V)	AS a percentage (VI)=(V)/(III)*100 (VI)	AS a % of grand total (A) + (B) + (C) of sub-clause (I)(a) (VII)	Number of warrants held (VIII)	As a % total number of warrants of the same class (IX)	Number of convertible securities held (X)	As a % total number of convertible securities of the same class (XI)	
1	PALEM SRIKANTH REDDY	7901508	20.24	0	0.00	0.00	0	0.00	0	0.00	20.24
2	P SOUJANYA REDDY .	179701	0.46	0	0.00	0.00	0	0.00	0	0.00	0.46
3	SOUJANYA REDDY PARVATHA	233095	0.60	0	0.00	0.00	0	0.00	0	0.00	0.60
4	DAKSHAYANI REDDY	3000	0.01	0	0.00	0.00	0	0.00	0	0.00	0.01
5	STUTHI REDDY	5000000	12.81								12.81
6	SANHITHA REDDY	5000000	12.81								12.81
	<b>TOTAL :</b>	<b>18317304</b>	<b>46.92</b>	<b>0</b>	<b>0.00</b>	<b>0.00</b>	<b>0</b>	<b>0.00</b>	<b>0</b>	<b>0.00</b>	<b>46.92</b>






(l)(c)(i) Statement showing holding of securities (including shares, warrants, convertible securities) of persons belonging to the category "Public" and holding more than 1% of the total number of shares								
Sr.No.	Name of the shareholder	Number of shares held	Shares as a percentage of total number of shares (i.e., Grant total (A)+(B)+(C) indicated in Statement at para (l)(a) above)	Details of warrants		Details of convertible securities		Total shares (including underlying shares assuming full conversion of warrants and convertible securities) as a % of diluted share capital)
				Number of warrants held	As a % total number of warrants of the same class	Number of convertible securities held	% w.r.t total number of convertible securities of the same class	
1	ASHISH DHAWAN	1113468	2.85	0	0.00	0	0.00	2.85
2	SIX RIVERS GROUP LIMITED	1084742	2.78	0	0.00	0	0.00	2.78
3	AMOL SHARAD CHAUHAN	745000	1.91	0	0.00	0	0.00	1.91
4	PARLE BISCUITS PRIVATE LIMITED	700000	1.79	0	0.00	0	0.00	1.79
5	PASSAGE TO INDIA MASTER FUND LIMITED	565000	1.45	0	0.00	0	0.00	1.45
6	KEEN WHYEE LEE	531252	1.36	0	0.00	0	0.00	1.36
7	KUNDA PRAKASH JOSHI	500000	1.28	0	0.00	0	0.00	1.28
8	PRAKASH TRYAMBAK JOSHI	500000	1.28	0	0.00	0	0.00	1.28
<b>TOTAL :</b>		<b>5739462</b>	<b>14.70</b>	<b>0</b>	<b>0.00</b>	<b>0</b>	<b>0.00</b>	<b>14.70</b>



(i)(c)(ii) Statement showing holding of securities (including shares, warrants, convertible securities) of persons (together with PAC) belonging to the category "Public" and holding more than 5% of the total number of shares of th								
Sr.No.	Name(s) of the shareholder(s) and the Persons Acting in Concert (PAC) with them	Number of shares held	Shares as a percentage of total number of shares (i.e., Grant total (A)+(B)+(C) indicated in Statement at para (i)(a) above)	Details of warrants		Details of convertible securities		Total shares (including underlying shares assuming full conversion of warrants and convertible securities) as a % of diluted share capital)
				Number of warrants held	As a % total number of warrants of the same class	Number of convertible securities held	% w.r.t total number of convertible securities of the same class	
1	NIL	0	0.00	0	0.00	0	0.00	0.00
<b>TOTAL :</b>		<b>0</b>	<b>0.00</b>	<b>0</b>	<b>0.00</b>	<b>0</b>	<b>0.00</b>	<b>0.00</b>



(l)(d) STATEMENT SHOWING DETAILS OF LOCKED-IN SHARES"				
Sr.No.	Name of the shareholder	Number of locked-in shares	Locked-in shares as a (%) percentage of total number of shares (i.e, Grand Total (A)+(B)+(C) Indicated in Statement at para (l)(a) above)	Promoter/Promoter Group/Public
		NIL		
<b>TOTAL :</b>		<b>0</b>	<b>0</b>	





(II)(a) STATEMENT SHOWING DETAILS OF DEPOSITORY RECEIPTS (DRS)				
Sr.No.	Type of outstanding DR (ADRs,GDRs,SDRs,etc.)	Number of outstanding DRs	Number of shares underlying outstanding DRs	Shares underlying outstanding DRs as a percentage of total number of shares {i.e., Grand Total (A)+(B)+(C) indicated in Statement at Para(I)(a) above}
	NIL			
	<b>TOTAL :</b>	<b>0</b>	<b>0</b>	<b>0</b>



Statement showing Holding of Depository Receipts (DRs), where underlying shares held by "Promoter/Promoter group" are in excess of 1% of the total number shares.				
(II)(b)				
Sr.No.	Name of the DR Holder	Type of outstanding DR (ADRs,GDRs,SDRs, etc.)	Number of shares underlying outstanding DRs	Shares underlying outstanding DRs as a percentage of total number of shares {i.e., Grand Total (A)+(B)+(C) indicated in Statement at para(I)(a) above}
	NIL			
TOTAL :			0	0

