


PALRED TECHNOLOGIES LIMITED

(H.No. 8-2-703/2/B, Plot No.2, Road No.12, Banjara Hills, Hyderabad-500 034, Telangana)

Statement of Standalone Financial Audited Results for the quarter and year ended 31 March 2016

₹ in Lakhs except per share data

Sl. No	Particulars (Refer Notes below)	Quarter ended			Year Ended	
		31-Mar-16 Audited (refer note 4)	31-Dec-15 Unaudited	31-Mar-15 Unaudited (refer note 4)	31-Mar-16 Audited	31-Mar-15 Audited
1	Income from operations					
	(a) Net sales/ income from operations (net of excise duty)	-	-	-	-	216.53
	(b) Other operating income	-	-	-	-	-
	Total income from operations (net)	-	-	-	-	216.53
2	Expenses					
	(a) Purchases of stock-in-trade	-	-	-	-	165.85
	(b) Changes in inventories of stock-in-trade	-	-	-	-	19.82
	(c) Employee benefits expense	22.60	28.73	23.86	100.08	135.78
	(d) Depreciation and amortisation expense	7.49	5.62	15.11	26.49	36.50
	(e) Office maintainence	7.54	11.24	18.88	42.07	55.40
	(f) Legal and professional	22.36	23.29	11.56	63.73	50.56
	(g) Other expenses	10.90	19.65	40.93	74.63	114.23
	Total expenses	70.89	88.53	110.34	307.00	578.14
3	Profit / (Loss) from operations before other income, finance costs and exceptional items (1 - 2)	(70.89)	(88.53)	(110.34)	(307.00)	(361.61)
4	Other income	21.16	25.31	180.94	220.00	621.43
5	Profit / (Loss) from ordinary activities before finance costs and exceptional items (3 ± 4)	(49.73)	(63.22)	70.60	(87.00)	259.82
6	Finance costs	(0.14)	(0.07)	-	(0.87)	(0.53)
7	Profit / (Loss) from ordinary activities after finance costs but before exceptional items (5 ± 6)	(49.87)	(63.29)	70.60	(87.87)	259.29
8	Exceptional items	-	-	-	-	-
9	Profit / (Loss) from ordinary activities before tax (7 ± 8)	(49.87)	(63.29)	70.60	(87.87)	259.29
10	Tax expense	(10.94)	-	-	(10.94)	-
11	Net Profit / (Loss) from ordinary activities after tax (9 ± 10)	(60.81)	(63.29)	70.60	(98.81)	259.29
12	Extraordinary items (net of tax expense)	-	-	-	-	-
13	Net Profit / (Loss) for the period/year (11 ± 12)	(60.81)	(63.29)	70.60	(98.81)	259.29
14	Paid-up equity share capital (Face value ₹10 per share) : (refer note 3)	821.31	821.31	1,951.85	821.31	1,951.85
15	Reserve excluding revaluation reserves as per balance sheet of previous accounting year				5,007.97	6,948.39
16.i	Earnings per share (before extraordinary items) (of ₹10/- each) (not annualised): (refer note 3)					
	(a) Basic	(0.74)	(0.80)	0.36	(0.89)	1.32
	(b) Diluted	(0.74)	(0.80)	0.36	(0.89)	1.32
16.ii	Earnings per share (after extraordinary items) (of ₹10/- each) (not annualised): (refer note 3)					
	(a) Basic	(0.74)	(0.80)	0.36	(0.89)	1.32
	(b) Diluted	(0.74)	(0.80)	0.36	(0.89)	1.32
	See accompanying note to the standalone financial results					



Notes:

- The above standalone results have been reviewed by the Audit Committee and approved by the Board of Directors in its meeting held on 30 May 2016.
- Pursuant to the sale of transportation and logistics software products business and completion of capital reduction plan, the management of the Company is evaluating business opportunities in the areas of IT solutions and services and currently has no reportable segment.
- The Company has consolidated its 2 equity shares of ₹5 each into 1 equity share of ₹10 each in its Extra-Ordinary General meeting held on 13 November 2015. Subsequent to year ended 31 March 2016, the Company obtained the necessary approval from the stock exchanges and trading of equity shares with new face value of ₹10 per share has resumed effective from 9 May 2016. The effect of this consolidation of equity shares has been given in computing earnings per share of all periods presented.
- The figures for the quarter ended 31 March 2016 and 31 March 2015 are the balancing figures between audited figures in respect of the full financial year ended 31 March 2016 and 31 March 2015, respectively and the unaudited published year to date figures up to 31 December 2015 and 31 December 2014 respectively, being the end of the third quarter of the respective financial years, which were subjected to limited review.
- The figures for previous periods has been regrouped/reclassified wherever necessary.


Statement of Assets and Liabilities		Standalone	
		As at 31 March	
Particulars		2016 Audited	2015 Audited
A	EQUITY AND LIABILITIES		
1	Shareholders' funds		
	(a) Share capital	821.31	1,951.85
	(b) Reserves and surplus	5,007.97	6,948.39
	Sub-total - Shareholders' funds	5,829.28	8,900.24
3	Non-current liabilities		
	(a) Long-term provisions	1.75	0.43
	Sub-total - Non-current liabilities	1.75	0.43
4	Current liabilities		
	(a) Trade payables	-	0.21
	(b) Other current liabilities	48.96	49.64
	(c) Short-term provisions	-	0.79
	Sub-total - Current liabilities	48.96	50.64
	TOTAL - EQUITY AND LIABILITIES	5,879.99	8,951.31
B	ASSETS		
1	Non-current assets		
	(a) Fixed assets	58.23	82.89
	(b) Long-term loans and advances	351.53	362.49
	(c) Non-current Investments	4,853.00	1,353.00
	Sub-total - Non-current assets	5,262.76	1,798.38
2	Current assets		
	(a) Current investments	573.66	7,101.55
	(b) Cash and bank balances	40.35	44.64
	(c) Short-term loans and advances	3.09	6.61
	(d) Other current assets	0.13	0.13
	Sub-total - Current assets	617.23	7,152.93
	TOTAL - ASSETS	5,879.99	8,951.31

Previous year figures have been regrouped wherever required.

For and on Behalf of the Board of
Palred Technologies Limited

Place: Hyderabad
Date: 30 May 2016

Palem Srikanth Reddy
Chairman and Managing Director




PALRED TECHNOLOGIES LIMITED

(H.No. 8-2-703/2/B, Plot No.2, Road No.12, Banjara Hills, Hyderabad-500 034, Telangana)

Statement of Consolidated Financial Audited Results for the quarter and year ended 31 March 2016

₹ in Lakhs except per share data

Sl. No	Particulars (Refer Notes below)	Quarter ended			Year ended	
		31-Mar-16 Audited (refer note 4)	31-Dec-15 Unaudited	31-Mar-15 Unaudited (refer note 4)	31-Mar-16 Audited	31-Mar-15 Audited
1	Income from operations					
	(a) Net sales/ income from operations (net of excise duty)	1,392.02	909.54	441.81	3,818.33	704.98
	(b) Other operating income	-	-	-	-	-
	Total income from operations (net)	1,392.02	909.54	441.81	3,818.33	704.98
2	Expenses					
	(a) Purchases of stock-in-trade	598.28	309.06	445.80	1,527.06	690.00
	(b) Changes in inventories of stock-in-trade	(21.79)	(12.38)	(317.54)	(94.69)	(446.37)
	(c) Employee benefits expense	151.87	129.81	86.60	474.68	221.87
	(d) Depreciation and amortisation expense	20.86	13.40	20.34	57.56	43.68
	(e) Distribution expenses	303.46	273.31	103.65	990.55	175.50
	(f) Business promotion expenses	867.15	447.40	183.62	2,483.91	253.43
	(g) Other expenses	240.12	212.05	175.95	794.77	325.67
	Total expenses	2,159.95	1,372.65	698.42	6,233.84	1,263.78
3	Profit / (Loss) from operations before other income, finance costs and exceptional items (1 - 2)	(767.93)	(463.11)	(256.61)	(2,415.51)	(558.80)
4	Other income	50.91	43.46	194.81	306.90	650.51
5	Profit / (Loss) from ordinary activities before finance costs and exceptional items (3 ± 4)	(717.02)	(419.65)	(61.80)	(2,108.61)	91.71
6	Finance costs	(36.73)	(0.63)	(0.32)	(38.74)	(0.98)
7	Profit / (Loss) from ordinary activities after finance costs but before exceptional items (5 ± 6)	(753.75)	(420.28)	(62.12)	(2,147.35)	90.73
8	Exceptional items	-	-	-	-	-
9	Profit / (Loss) from ordinary activities before tax (7 ± 8)	(753.75)	(420.28)	(62.12)	(2,147.35)	90.73
10	Tax expense	(9.80)	-	(1.14)	(9.80)	(1.14)
11	Net Profit / (Loss) from ordinary activities after tax (9 ± 10)	(763.55)	(420.28)	(63.26)	(2,157.15)	89.59
12	Extraordinary items (net of tax expense)	-	-	-	-	-
13	Net Profit / (Loss) for the period/year (11 ± 12)	(763.55)	(420.28)	(63.26)	(2,157.15)	89.59
14	Share of profit / (loss) of associates	-	-	-	-	-
15	Minority interest	232.31	68.85	26.97	558.17	35.55
16	Net Profit / (Loss) after taxes, minority interest and share of profit / (loss) of associates (13 ± 14 ± 15)	(531.24)	(351.43)	(36.29)	(1,598.98)	125.14
17	Paid-up equity share capital (Face value ₹10 per share) (refer note 5)	821.31	821.31	1,951.85	821.31	1,951.85
18	Reserve excluding revaluation reserves as per balance sheet of previous accounting year				3,299.62	7,014.24
19.i	Earnings per share (before extraordinary items) (of ₹10/- each) (not annualised): (refer note 5)					
	(a) Basic	(6.47)	(4.46)	(0.19)	(14.40)	0.64
	(b) Diluted	(6.47)	(4.46)	(0.19)	(14.40)	0.64
19.ii	Earnings per share (after extraordinary items) (of ₹10/- each) (not annualised): (refer note 5)					
	(a) Basic	(6.47)	(4.46)	(0.19)	(14.40)	0.64
	(b) Diluted	(6.47)	(4.46)	(0.19)	(14.40)	0.64
	See accompanying note to the consolidated financial results					



Notes:

1. The above consolidated results have been reviewed by the Audit Committee and approved by the Board of Directors in its meeting held on 30 May 2016.
2. The segment reporting under Regulation 33 of Securities and Exchange Board of India (Listing Obligation and Disclosure Requirements) Regulations, 2015 is not applicable as the Company has only one reportable segment "Trading online in computers, mobiles and electronic products".
3. Key standalone financial information of the Company is given below:

Particulars	Quarter ended			Year ended	
	31-Mar-16	31-Dec-15	31-Mar-15	31-Mar-16	31-Mar-15
Income from operations	-	-	-	-	216.53
Profit/(Loss) before tax	(49.87)	(63.29)	70.60	(87.87)	259.29
Profit/(Loss) after tax	(60.81)	(63.29)	70.60	(98.81)	259.29

4. The figures for the quarter ended 31 March 2016 and 31 March 2015 are the balancing figures between audited figures in respect of the full financial year ended 31 March 2016 and 31 March 2015, respectively and the unaudited published year to date figures up to 31 December 2015 and 31 December 2014 respectively, being the end of the third quarter of the respective financial years, which were subjected to limited review.
5. The Company has consolidated its 2 equity shares of ₹5 each into 1 equity share of ₹10 each in its Extra-Ordinary General meeting held on 13 November 2015. Subsequent to year ended 31 March 2016, the Company obtained the necessary approval from the stock exchanges and trading of equity shares with new face value of ₹10 per share has resumed effective from 9 May 2016. The effect of this consolidation of equity shares has been given in computing earnings per share of all periods presented.
6. The figures for previous period/year had been regrouped/reclassified wherever necessary.


Statement of Consolidated Assets and Liabilities

Particulars	As at 31 March	
	2016 Audited	2015 Audited
A EQUITY AND LIABILITIES		
1 Shareholders' funds		
(a) Share capital	821.31	1,951.85
(b) Reserves and surplus	3,299.62	7,014.24
Sub-total - Shareholders' funds	4,120.93	8,966.09
2 Minority interest	85.07	260.44
3 Non-current liabilities		
(a) Deferred tax liabilities (net)	-	1.14
(b) Long-term provisions	5.23	1.17
Sub-total - Non-current liabilities	5.23	2.31
4 Current liabilities		
(a) Trade payables	227.62	75.15
(b) Other current liabilities	907.67	164.58
(c) Short-term provisions	0.01	0.79
Sub-total - Current liabilities	1,135.30	240.52
TOTAL - EQUITY AND LIABILITIES	5,346.53	9,469.36
B ASSETS		
1 Non-current assets		
(a) Fixed assets	491.84	334.50
(b) Long-term loans and advances	355.37	362.49
Sub-total - Non-current assets	847.21	696.99
2 Current assets		
(a) Inventories	560.88	466.20
(b) Current investments	3,409.23	7,976.96
(c) Cash and bank balances	318.12	203.15
(d) Short-term loans and advances	102.59	68.14
(e) Other current assets	108.50	57.92
Sub-total - Current assets	4,499.32	8,772.37
TOTAL - ASSETS	5,346.53	9,469.36

Previous year figures have been regrouped wherever required.

For and on Behalf of the Board of Directors of
Palred Technologies Limited

Palem Srikanth Reddy
Chairman and Managing Director



Place: Hyderabad
Date: 30 May 2016